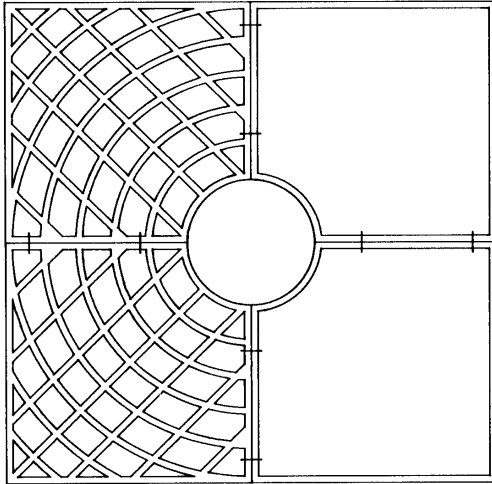
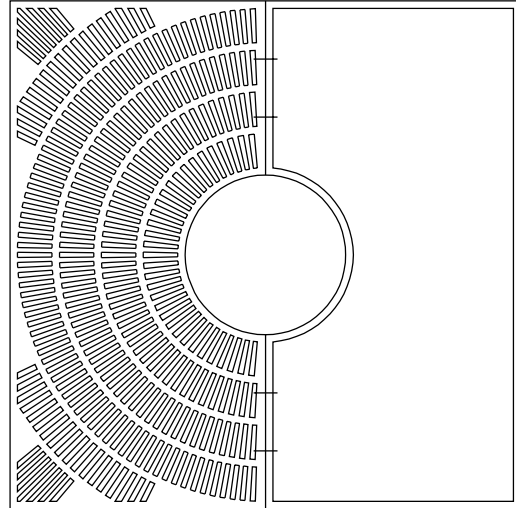



CAST IRON TREE GRATES



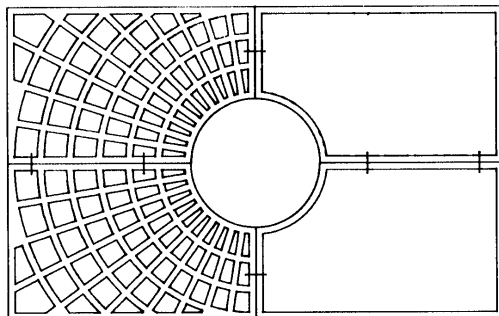
T601: 1200 x 1200mm
T603: 1460 x 1460mm
T611: 750 x 750mm
T612: 1000 x 1000mm
380mm Minimum Internal Hole Size



T610: 1220 x 1220 mm
380 mm Minimum Internal Hole Size



T604: 2895 x 2895 mm
380 mm Minimum Internal Hole Size
4 Glass Inlays for fitting floodlights.



T607: 920 x 1460 mm
380 mm Minimum Internal Hole Size

GENERAL

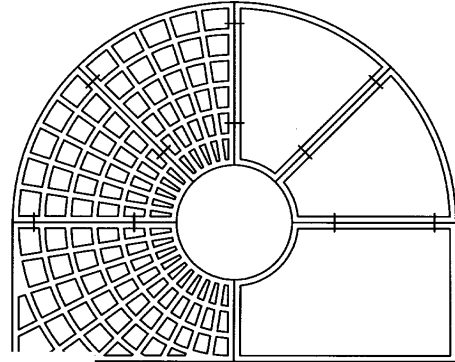
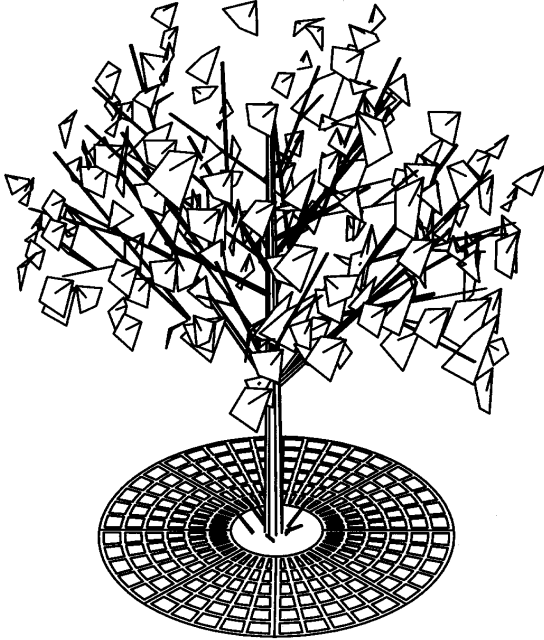
- All gratings are manufactured from minimum grade T220 Grey Cast Iron to conform to AS1830 – 1976.
- Castings are supplied with a liberal coating of a bitumen based paint which conforms to BS3416 type II.
- All of Mascot's Grates are manufactured in accordance with the required Quality Assurance Programme to the requirement of Australian Standard AS3902.

FRAMES

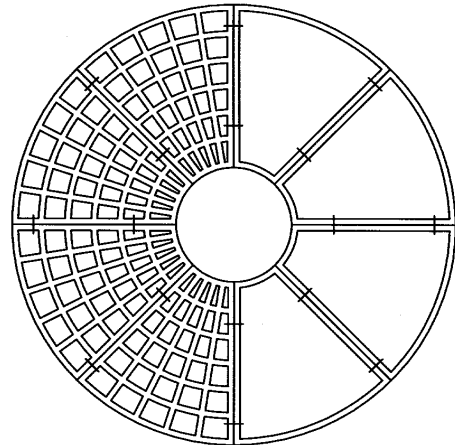
- Unless otherwise requested, Tree Grate Frames are mild steel angle, formed or welded to the correct shape.
- Frames are supplied with a black bitumen coating as standard. Galvanising is available at a small additional cost.
- Grouting-in lugs or tie bars designed to your specification can also be supplied.



CAST IRON TREE GRATES



T600: 1460 x 1190 mm
380 mm Minimum Internal Hole Size



T606: 1200 mm diameter
T602: 1460 mm diameter
T605: 2500 mm diameter
380 mm Minimum Internal Hole Size

CASTING SECTIONS

- All tree grates are made up of a number of smaller castings which simply bolt together to achieve the finished shape.

SAFE WORKING LOADS

- Most of Mascot's tree grates are designed for pedestrian traffic only. There are however, some designs which with a small frame modification, can support light vehicle traffic.

HOLE SIZES


- Standard internal hole sizes are shown in the space below each illustration. The nominated dimension is a guide only, as most castings have a design feature which allows the opening to incrementally expand to coincide with tree growth.

SAFE AND SECURE

- To aid with the prevention of unauthorised removal of grates, castings can be provided with allen head bolts to attach frames to grates.

SPECIAL SHAPES AND SIZES

- You may have your own ideas or design for a project in mind. Mascot's foundry can transform your ideas to reality. Even relatively small production runs can be catered for. Contact your nearest Mascot Sales Office for details.



T608:
1310mm across parallel sides
540mm across flats
400mm Minimum or Maximum
Internal Hole Size.