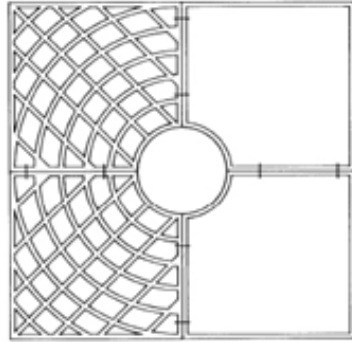
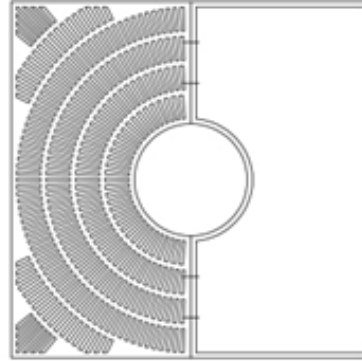


Mascot Engineering

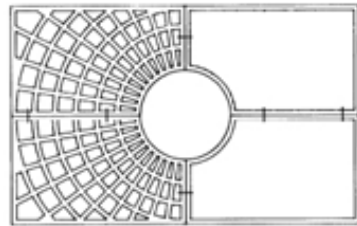
Cast Iron
Tree Grates



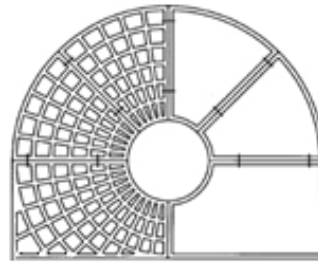
T601: 1200 x 1200mm
T603: 1460 x 1460mm
T611: 750 x 750mm
T612: 1000 x 1000mm
380mm Minimum Internal Hole Size



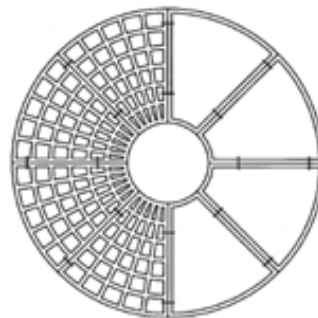

T610: 1220 x 1220 mm
380 mm Minimum Internal Hole Size



T607: 920 x 1460 mm
380 mm Minimum Internal Hole Size



T600: 1460 x 1190 mm
380 mm Minimum Internal Hole Size



T606: 1200 mm diameter
T602: 1460 mm diameter
380 mm Minimum Internal Hole Size

Copyright of Mascot Engineering Co Pty Ltd 2017



37 Tarlington Place,
Smithfield NSW 2164
1300 885 295
sales@mascoteng.com.au
www.mascotengineering.com.au

Mascot Engineering

Cast Iron

Tree Grates

Revision A
Dimensions subject
to final engineering.
21.06.17

General

- All gratings are manufactured from minimum grade T220 Grey Cast Iron to conform to AS1830 – 1976.
- Castings are supplied with a liberal coating of a bitumen based paint which conforms to BS3416 type II.
- All of Mascot's Grates are manufactured in accordance with the required Quality Assurance Programme to the requirement of Australian Standard AS3902.

Frames

- Unless otherwise requested, Tree Grate Frames are mild steel angle, formed or welded to the correct shape.
- Frames are supplied with a black bitumen coating as standard. Galvanising is available at a small additional cost.
- Grouting-in lugs or tie bars designed to your specification can also be supplied.

Casting sections

- All tree grates are made up of a number of smaller castings which simply bolt together to achieve the finished shape.

Safe working loads

- Most of Mascot's tree grates are designed for pedestrian traffic only. There are however, some designs which with a small frame modification, can support light vehicle traffic.

Hole sizes

- Standard internal hole sizes are shown in the space below each illustration. The nominated dimension is a guide only, as most castings have a design feature which allows the opening to incrementally expand to coincide with tree growth.

Safe and secure

- To aid with the prevention of unauthorised removal of grates, castings can be provided with allen head bolts to attach frames to grates.

Special shapes and sizes

- You may have your own ideas or design for a project in mind. Mascot's foundry can transform your ideas to reality. Even relatively small production runs can be catered for.

Copyright of Mascot Engineering Co Pty Ltd 2017



37 Tarlington Place,
Smithfield NSW 2164
1300 885 295
sales@mascoteng.com.au
www.mascotengineering.com.au