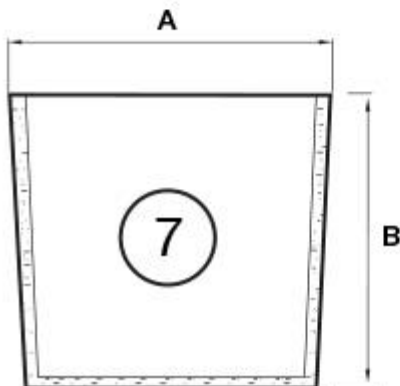
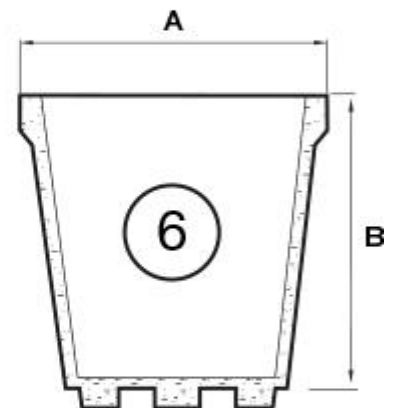
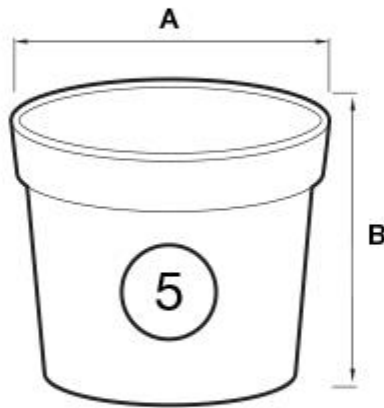
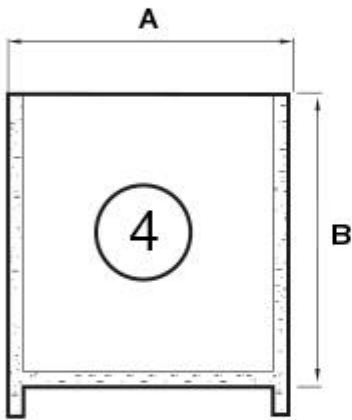
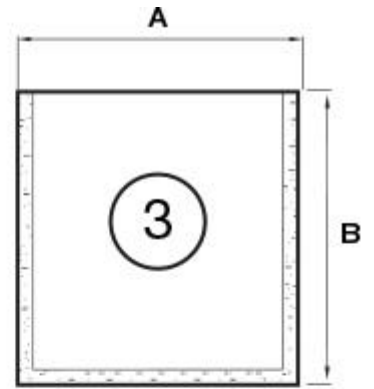
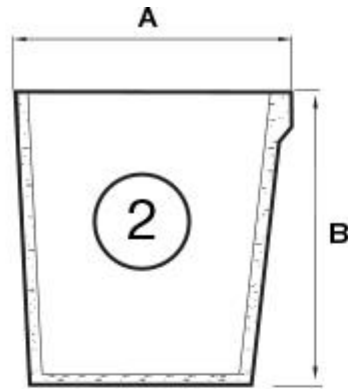
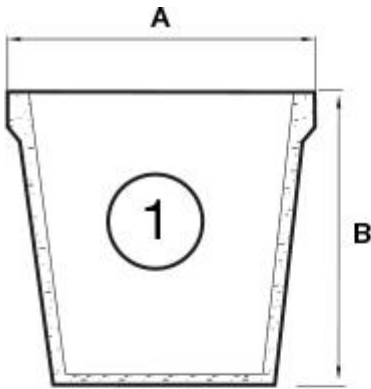


Mascot Engineering Glass Reinforced Concrete Planter Boxes

Revision A



Copyright of Mascot Engineering Co Pty Ltd 2017

Mascot Engineering

Glass Reinforced Concrete Planter Boxes

Revision A

Shape	Product Code	A (mm)	B (mm)	Length (mm)	Weight (kg)
1	PB2	400	375	4100	135
1	PB4	510	460	2550	127
1	PB5	510	600	2025	103
2	PB6	350	350	2230	74
3	PB8	480	475	1090	83
4	PB9	480	515	1090	93
5	PB10	1000	750		155
6	PB11	1200	1000	1200	280
3	PB12	1000	800	1500	280
7	PB13	700	380	1000	77
7	PB14	700	380	2100	150
2	PB15	350	350	2045	64
7	PB16	600	775*	1500	178
7	PB16A	600	700	1500	178
7	PB17	600	600	1500	175
7	PB18	400	775*	1000	100
7	PB19	400	700	1000	98
7	PB20	600	1000*	1500	213
7	PB21	600	900	1500	205
7	PB20A	600	700	1500	160
1	PB23	700	650**	1000	79
1	PB25	1000	665**	1000	102
1	PB26	550	565**	550	45
1	PB27	550	865**	550	60
1	PB28	700	565**	700	65

* Includes fitted legs/feet.

** Includes fitted 25mm packer feet.

All dimensions are correct at time of publishing.



37 Tarlington Place,
Smithfield NSW 2164
1300 885 295

sales@mascoteng.com.au
www.mascotengineering.com.au