



MASCOT ENGINEERING GROUP

Since 1920

HEAD OFFICE

37 Tarlington Place, Smithfield NSW 2164

ph: 1300 885 295

fax: 1300 885 296

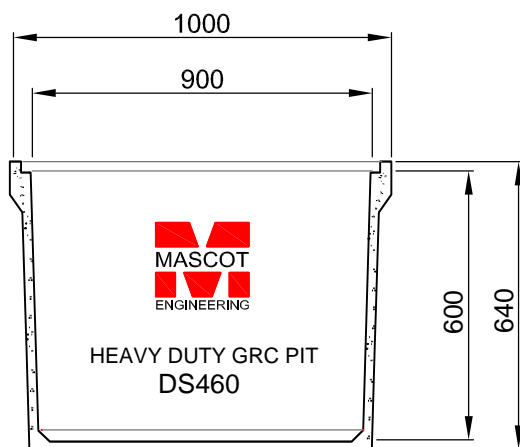
email: sales@mascoteng.com.au

www.mascotengineering.com.au

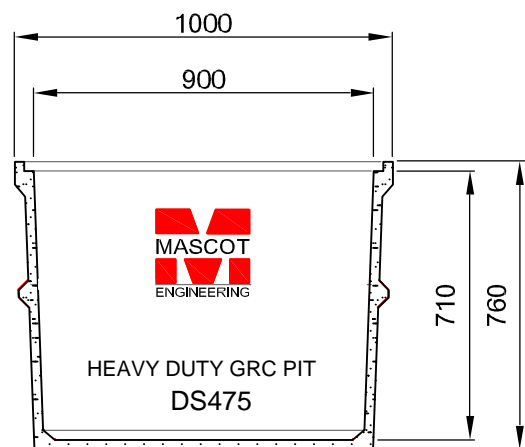
**MASCOT ENGINEERING G.R.C.
GLASS REINFORCED CONCRETE
DRAINAGE PITS & RISERS DETAILED DRAWINGS**

DS460 / DS475 / DS4R30 / DS4R60

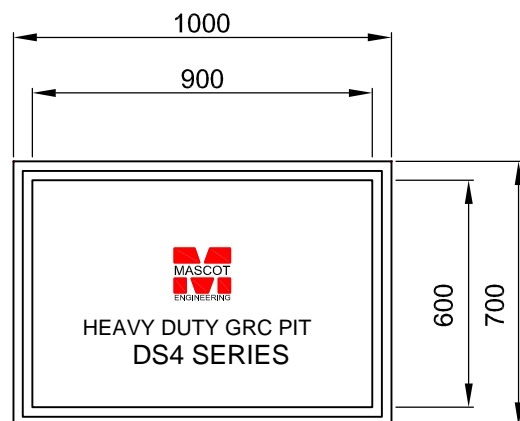
**600mm x 900mm PIT CHAMBER
DRAINAGE PITS & RISERS**



SIDE VIEW



SIDE VIEW



PLAN VIEW

Grates available in all Class ratings (AS3996)

- Drop in GMS Grate (available in heel proof grate)
- Hinged & Bolt Down GMS Grate & Frame
- Steel checker plate GMS
- Cast Iron Grates
- Concrete surrounds with Hinged & Bolt Down GMS Grate/Cast Iron Grate
- Drawings available upon request

For any further queries, contact Head Office on 1300 885 295, or your local representative.

SCALE 1:20

REVISION:

© Copyright

A

DRAWING No:

DS4B



MASCOT ENGINEERING GROUP

Since 1920

HEAD OFFICE

37 Tarlington Place, Smithfield NSW 2164

ph: 1300 885 295

fax: 1300 885 296

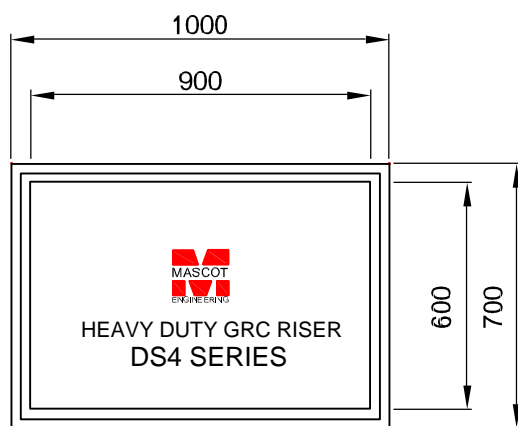
email: sales@mascoteng.com.au

www.mascotengineering.com.au

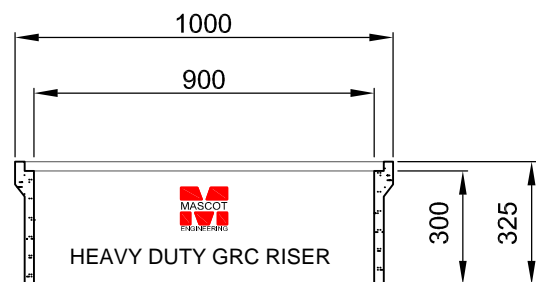
**MASCOT ENGINEERING G.R.C.
GLASS REINFORCED CONCRETE
DRAINAGE PITS & RISERS DETAILED DRAWINGS**

DS460 / DS475 / DS4R30 / DS4R60

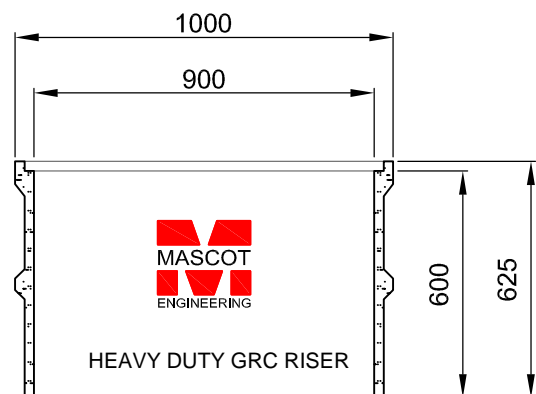
**600mm x 900mm PIT CHAMBER
DRAINAGE PITS & RISERS**



PLAN VIEW



**DS4R30
SIDE VIEW**



**DS4R60
SIDE VIEW**

Grates available in all Class ratings (AS3996)

- Drop in GMS Grate (available in heel proof grate)
- Hinged & Bolt Down GMS Grate & Frame
- Steel checker plate GMS
- Cast Iron Grates
- Concrete surrounds with Hinged & Bolt Down GMS Grate/Cast Iron Grate
- Drawings available upon request

For any further queries, contact Head Office on 1300 885 295, or your local representative.

SCALE 1:20

REVISION:

© Copyright

A

DRAWING No:

DS4B